

ANNUAL
REPORT

20
22



Cleaner. Faster.



More features.



Enhanced security features



Real-time chat responses



Access to a world of resources



In-app withdrawals and more



Download the improved
Databank Mobile App today!



Mutual Funds | Pensions | Wealth Management | Institutional Funds | Corporate Finance | Securities Trading | Research



Download the
Databank Mobile App
on the App Store | Google play



Databank
Leadership

0302 610610 | www.databankgroup.com

DATABANK BALANCED FUND PLC



Audited Full Year Report
For the year ended December 31, 2022

This report shall not constitute an invitation to buy shares of the Fund. Subscriptions are to be made only on the basis of the current scheme particulars, accompanied by a copy of the latest available annual report, and if published thereafter, the most recent half-year report.

TABLE OF CONTENTS

- 01** Notice of Annual General Meeting
- 02** Chairman's Statement to Shareholders
- 05** Performance Summary
- 08** Directors' Responsibilities and Approval
- 10** Report of the Directors
- 12** Report of the Auditors
- 18** Statement of Comprehensive Income
- 19** Statement of Financial Position
- 20** Statement of Changes in Equity
- 21** Statement of Cash Flows
- 22** Notes to the Financial Statements (Abridged)
- 40** Corporate Information
- 41** Directors' and Officers' Information
- 47** Custodian's Report
- 49** Proxy Form

NOTICE OF ANNUAL GENERAL MEETING

Notice is hereby given that the 15th Annual General Meeting of the Shareholders of Databank Balanced Fund PLC will be held virtually via Zoom on Tuesday, August 15, 2023 at 11:00 a.m. to transact the following:

Ordinary Business:

1. To receive and consider the Reports of the Directors, Auditors and the Audited Financial Statements for the year ended December 31, 2022.
2. To re-elect Directors retiring by rotation.
3. To approve Directors' Fees.
4. To confirm the Auditors' remuneration for the year ended December 31, 2022 and authorise the Directors to fix the remuneration of the Auditors for the year ending December 31, 2023.

Dated this 6th day of July, 2023.

BY ORDER OF THE BOARD

ACCRA NOMINEES LTD.
2nd Floor Cedar House
No 13 Samora Machel Road Asylum Down
P O Box GP242, Accra, Ghana

Accra Nominees Limited
Company Secretary

REGISTERING FOR AND PARTICIPATING IN THE AGM VIA ZOOM

To register for the AGM:

Enter the following link:

bit.ly/bfundagm2022

After registering, you will receive a confirmation email containing information about joining the AGM.

To participate in the AGM:

- ① **Raise your hand to either second a motion or ask a question.**

On PC:

- Click "Reactions" on the control bar at the bottom of your Zoom screen.
- Click "Raise hand" to raise your hand.

On mobile:

- Tap "Reactions" on the control bar at the bottom of your Zoom screen.
- Tap "Raise hand" to raise your hand.

You will be unmuted to perform the action for which your hand was raised.

- ② **Use the polling feature to vote for or against a motion.**

On PC and mobile:

- When it is time to vote, the poll will appear on your screen.
- Tap/click on your preferred option (FOR, AGAINST or ABSTAIN) to cast your vote.

When voting ends, the results will be shared on your screen.

A member of the company entitled to attend and vote may appoint a proxy to attend and vote in his/her stead. A proxy need not be a member of the company. Completed proxy forms should be deposited at the **Databank Head Office at 61 Barnes Road, Adabraka, Accra**, or sent via email to clientservices@databankgroup.com **not later than two (2) business days before** the appointed time of the meeting. Failure to submit the forms before the stated deadline will result in the Proxy not being admitted to, or participating in, the meeting. A Proxy Form is provided in the Annual Report.



CHAIRMAN'S STATEMENT TO SHAREHOLDERS OF DATABANK BALANCED FUND PLC

Dear Cherished Shareholders,

I welcome you all to the 15th Annual General Meeting of Databank Balanced Fund PLC (BFUND). On behalf of the Fund's Board, Management, and staff of Databank, I appreciate you for your immense support and patronage over the years. Our 5,122 new shareholders who joined the Fund in 2022 are also warmly welcome. I will now present a brief overview of the global and domestic economies, and the Fund's performance in 2022 and conclude with the outlook for 2023.

Global economic review

The world experienced several economic shocks in 2022, resulting in a slow down of global economic activities, especially in advanced economies. The resurgence of COVID-19 in China, the global fight against inflation, and the Russia-Ukraine war accounted for the subdued global growth rate. According to the World Economic Outlook report released in January 2023, the global growth rate declined to 3.4% in 2022 compared to 6.2% in 2021. Emerging markets and Developing Economies (EMDEs) also witnessed decreased activity as a result of these shocks, which included tighter global financial conditions, higher living costs, and spillovers from the Russia-Ukraine war.

Review of Ghana's economy

Economic activities in Ghana slowed

down in 2022 resulting in an end-of-year real GDP growth of 3.1%. This compared unfavorably to the GDP growth rate of 5.1% in 2021. According to the Ghana Statistical Services, the services sector was the largest contributor to GDP with 45.3% whereas the agriculture and industry sectors contributed 18.7% and 36%, respectively. The growth in the services sector was driven significantly by ICT, Education, and Health Services.

The combination of external and domestic shocks caused by COVID-19, geopolitical tensions resulting from the Russia-Ukraine war, tight financing conditions, high commodity prices, and rising debt levels sky-rocketed key macro-economic indicators, notably, inflation, debt levels to GDP, depreciation and interest rates. This heightened the need for an IMF bailout of USD 3 billion and led to some strategic reforms like a domestic debt restructuring program, which exacerbated economic instability, particularly in the financial sector.

Exchange rate developments

The Ghanaian Cedi was at its weakest against the major trading currencies in 2022. This resulted from an insufficient supply of foreign currency in circulation coupled with restricted access to external financing and

heightened demand pressures. Additionally, uncertainties on the market emanating from high debt levels and its concerns alongside several downgrades by rating agencies intensified the pressure on the Cedi. At the end of the year, the Cedi had depreciated by 30% against the Dollar, 21.2% against the Pound, and 25.3% against the Euro.

Inflation

Headline inflation remained elevated throughout the year being driven by both demand and supply shocks. Pressures from the weakening Cedi and the ripple effect from the Russian-Ukraine war led to elevated fuel prices and production costs. This drove inflation to 54.1% at the end of the year, compared with 12.6% in 2021. According to the Ghana Statistical Services, food and non-alcoholic beverages contributed 59.7% whereas non-food inflation was 49.9%. Main drivers from both food and non-food items were water (93.0%), fruits & vegetable juices (86.0%), housing & utilities (82.3%), household equipment (71.5%), and transportation (71.4%).

Interest rate performance

To combat inflationary pressures, the Central Bank raised the monetary policy rate from 12.6% to 27.0%. This aggressive approach by the Central Bank along with the government's tight fiscal needs increased yields for short-term bills. Thus, the 91-day, 182-day, and 364-day bill rates in December 2022 increased to 35.4%, 35.9%, and 36.1%, respectively compared to a range of 12.0% - 16.0% in 2021. Yields on the longer-dated bonds, however, were depressed reflecting investor sentiments on the Government honouring its debt obligations. Subsequently, the SEC directed mutual fund managers to mark their fixed-income portfolios to market in order for the investment securities to reflect their current

market values.

Equity market performance

The Ghana Stock Exchange Composite Index declined from 2,789.3 points in 2021 to 2,443.9 points translating into a loss of 12.4% in 2022. This reflected the spillover effects of the domestic shocks on the listed companies. The GSE-Financial Stock Index also returned a loss of 4.6% compared to 20.7% in the previous year. This was indicative of the loss of investor confidence in financial stocks resulting from sentiments of the adverse impact of debt restructuring on their financial performance. At the end of the year, market capitalization stood at GHC 64,507 million, a marginal growth of 0.02% from 2021 owing to the listing of Ashanti Gold Corporation. MTNGH drove volume and value trades by 95.3% and 72.7%, respectively, indicative of investors' interest in the stock. Similarly, NewGold ETF recorded a 22.3% growth in value traded as investors diversified away from traditional investments. There were 5 top gainers for the year including EGL and BOPP.

BFund performance

BFund posted a moderate return of 1.7% compared to 25.9% in 2021, closing at a price of GHC 0.9910 per share. This performance is reflective of the domestic shocks on the capital market coupled with the directive from the SEC on the mark-to-market valuation methodology in October. The result was a high net outflow position with the Fund's AUM ending 2022 at GHC 136.6 million. The investor base of the Fund grew from 31,858 to 36,980 shareholders in 2022.

Outlook for 2023

Globally, the economy remains poised for a gradual recovery from the adverse impact of the pandemic and the war. China is

rebounding following the reopening of its economy and supply-chain disruptions are unwinding. Simultaneously, the massive and synchronous monetary policy tightening by Central Banks is set to result in gradual disinflation. The IMF is projecting a global growth rate of 2.8%. On average, the growth of Emerging Markets and Developing Economies is also projected to be 3.9% in 2023 and rise to 4.2% in 2024. Downside risk to this challenging outlook is the turbulent build-up in the financial sector with the collapse of some banks in the advanced economies, the hawkish stance of the central banks in managing inflation, worsening financing conditions, and the lingering spillover effects of geopolitical tensions.

On the domestic front, we expect headline inflation to peak in the first quarter but prices will still remain elevated driven by the pass-through effect on the volatile currency, food and fuel price pressures. Inflation is projected at 18.9% by December 2023. The Government seeks to put the economy back on track with the USD 3 billion IMF deal. The deal has put in place structural reforms to ensure sustainable public finance as well as measures to increase domestic resource mobilization and streamline expenditure.

In the near term, we believe the tightened fiscal and monetary policies may stifle economic growth. Thus, overall, real GDP growth is projected at 2.8% from 3.2% in 2021. We however expect the IMF program to bring back investor confidence barring any other external downside risk. The yield curve is expected to normalize as part of the

debt sustainability exercise. Additionally, the USD 3 billion funds from IMF and structural reforms are expected to improve the performance of the Cedi and other macroeconomic indicators in the medium term.

In February 2023, the domestic debt exchange program was launched as part of the IMF conditionalities and the Fund tendered in its old Government of Ghana securities for the new bonds. BFund, however, remains cautious about the outlook of the economy especially with the capital market.

Closing Remarks

Distinguished ladies and gentlemen, despite the present macroeconomic headwinds and tough operating environment, we will remain cautious and focused on our responsibility to professionally manage your funds. On behalf of my colleague board members, we are truly grateful that you have kept your faith in us. I would also like to express my sincere gratitude to the Fund Manager and Staff of Databank who have worked assiduously to make BFund sail through these uncertain moments. I celebrate all of you!

Thank you and I wish you all the best in this year.



STEPHEN ADEI

(Chairman)

PERFORMANCE SUMMARY AS AT DECEMBER 31, 2022

Historical performance

2008	2009	2010	2011	2012	2013	2014	2015	2016	2017	2018
18.11%	-4.61%	37.71%	7.33%	16.79%	53.89%	16.31%	13.08%	11.92%	30.91%	7.48%

Historical performance

2019	2020	2021	2022	Since Inception*
7.06%	5.69%	25.87%	1.67%	797.68%

* Price at inception was GHC 0.1000

Return on investment reflects the return of the Fund taking into account cash inflows, reinvestments of dividends and changes in share prices. This percentage is not an indication of the performance of a member's investments in the Fund due to the difference in timing between when a member makes contributions and the reference point of the Fund.

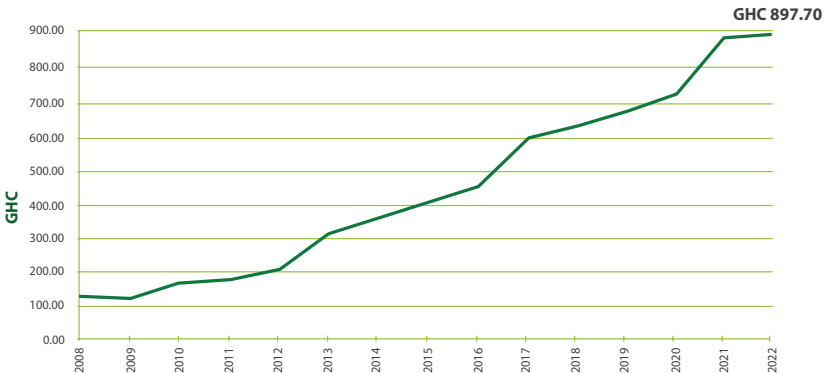
Share price information

	31-Dec-08	31-Dec-09	31-Dec-10	31-Dec-11	31-Dec-12	31-Dec-13	31-Dec-14	31-Dec-15
Share price (GHC)	0.1181	0.1127	0.1151	0.1665	0.1945	0.2993	0.3481	0.3936
Number of shares	29,373,011	18,963,227	23,392,370	34,233,548	25,242,811	33,238,646	38,480,706	41,337,020
BFund value (GHC)	3,469,227	2,136,466	3,629,314	5,700,590	4,909,057	9,947,390	13,394,929	16,271,679

Share price information

	31-Dec-16	31-Dec-17	31-Dec-18	31-Dec-19	31-Dec-20	31-Dec-21	31-Dec-22
Share price (GHC)	0.4406	0.5768	0.6199	0.6637	0.7014	0.8829	0.8977
Number of shares	44,510,868	83,418,827	134,988,336	109,087,351	76,771,948	148,472,690	120,992,628
BFund value (GHC)	19,610,382	48,113,546	83,683,339	72,397,591	53,851,063	131,087,632	108,612,151

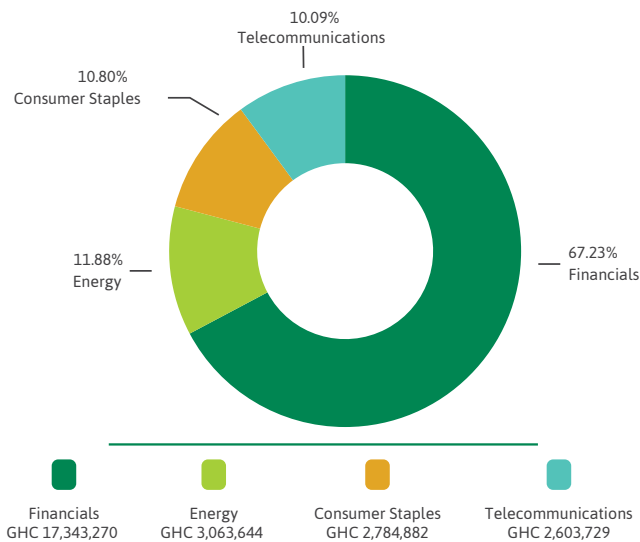
Growth of GHC 100 from Inception to December 2022





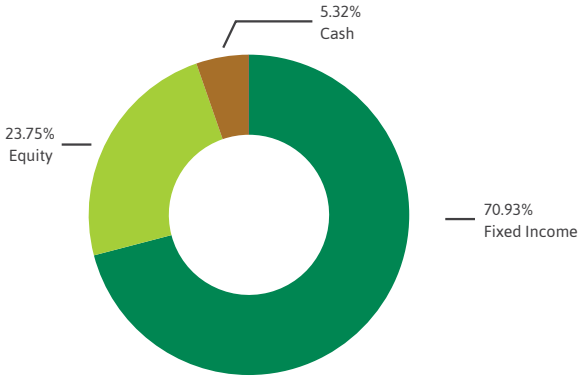
Top 10 equity holdings			
Company name	Sector	Exposure (% of NAV)	Exposure (% of Equity)
Axis Pensions Group Ltd.	Financials	5.82%	24.49%
Enterprise Group PLC	Financials	2.70%	11.36%
Scancom (MTN Ghana) PLC	Telecommunications	2.40%	10.09%
GCB Bank PLC	Financials	1.99%	8.39%
Standard Chartered Bank Ghana PLC	Financials	1.98%	8.32%
Société Générale Ghana PLC	Financials	1.89%	7.95%
Fanmilk PLC	Consumer Staples	1.69%	7.14%
Ecobank Ghana PLC	Financials	1.59%	6.71%
TotalEnergies Marketing PLC	Energy	1.42%	6.00%
Goil Ghana PLC	Energy	1.12%	4.70%




Sector Allocation (Equity Only)



Total Equity: GHC 25,795,525

Asset Allocation



 Fixed Income GHC 77,035,665	 Equity GHC 25,795,525	 Cash GHC 5,780,961
---	---	--

Total Assets under Management: GHC 108,612,151



DIRECTORS' RESPONSIBILITIES AND APPROVAL

The Directors are required in terms of the Companies Act, 2019 (Act 992) to maintain adequate accounting records and are responsible for the content and integrity of the Annual Financial Statements and related financial information included in this report. It is their responsibility to ensure that the Annual Financial Statements fairly present the state of affairs of the Fund as at the end of the financial year and the results of its operations and cash flows for the period then ended, in conformity with International Financial Reporting Standards. The external Auditors are engaged to express an independent opinion on the Annual Financial Statements.

The Annual Financial Statements are prepared in accordance with International Financial Reporting Standards and are based upon appropriate accounting policies consistently applied and supported by reasonable and prudent judgements and estimates.

The Directors acknowledge that they are ultimately responsible for the system of internal financial control established by the Fund and place considerable importance on maintaining a strong control environment. To enable the Directors to meet these responsibilities, the Board of Directors sets standards for internal control aimed at

reducing the risk of error or loss in a cost-effective manner. The standards include the proper delegation of responsibilities within a clearly defined framework, effective accounting procedures and adequate segregation of duties to ensure an acceptable level of risk. These controls are monitored throughout the company and all employees are required to maintain the highest ethical standards in ensuring the Fund's business is conducted in a manner that in all reasonable circumstances is above reproach. The focus of risk management is on identifying, assessing, managing and monitoring all known forms of risk across the Fund. While operating risk cannot be fully eliminated, the Fund endeavours to minimise it by ensuring that appropriate infrastructure, controls, systems and ethical behavior are applied and managed within predetermined procedures and constraints.

The Directors are of the opinion that, based on the information and explanations given by management, the system of internal control provides reasonable assurance that the financial records may be relied on for the preparation of the Annual Financial Statements. However, any system of internal financial control can provide only reasonable, and not absolute, assurance against material misstatement or loss.



The Directors have reviewed the Fund's cash flow forecast for the year to December 31, 2022 and, in light of this review and the current financial position, they are satisfied that the Fund has access to adequate resources to continue in operational existence for the foreseeable future.

The external Auditors are responsible for independently auditing and reporting on the Fund's Annual Financial Statements. The

Annual Report and Financial Statements have been examined by the Fund's external Auditors and their report is presented on pages 12 to 17.

The Annual Report and Financial Statements set out on pages 8 to 36, which have been prepared on the going concern basis, were approved by the Board of Directors on May 31, 2023 and were signed on their behalf by:



STEPHEN ADEI
CHAIRMAN

MAY 31, 2023



KOJO ADDAE-MENSAH
DIRECTOR

MAY 31, 2023



REPORT OF THE DIRECTORS TO MEMBERS OF DATABANK BALANCED FUND PLC

The Directors have pleasure in presenting their report and the audited Financial Statements of Databank Balanced Fund PLC for the year ended December 31, 2022.

Incorporation

The Fund was incorporated on October 25, 2005 under the then Companies Act, 1963 (Act 179), now Companies Act, 2019 (Act 992). The Fund is domiciled in Ghana where it is licensed by the Securities and Exchange Commission, Ghana as a Mutual Fund. The address of the registered office is set out on page 40.

Nature of Business

The principal activity of the Fund is to invest the monies of its members for their mutual benefit and to hold and arrange for the management of securities and other assets acquired with such monies in accordance with the provisions of the Companies Act, 2019 (Act 992), Securities Industry Act, 2016 (Act 929), and the Unit Trusts and Mutual Funds Regulations, 2001 (L.I. 1695).

There have been no material changes to the nature of the Fund's business from the prior year.

Review of Financial Results and Activities

The Annual Report and Financial Statements have been prepared in accordance with International Financial Reporting Standards and the requirements of the Companies Act, 2019 (Act 992), Securities Industry Act, 2016 (Act 929), and the Unit Trusts and Mutual Funds Regulations, 2001 (L.I. 1695). The accounting policies have been applied consistently compared to the prior year.

The Fund recorded total distributable comprehensive shareholders' earnings for the year ended December 31, 2022 of **GHC 3,535,242**. This represents a decrease of 79% from the prior year of GHC 16,968,470.

The Fund's total income increased by 85% from GHC 12,067,727 in the prior year to **GHC 22,280,527** for the year ended December 31, 2022.

The Fund's cash flows from operating activities increased by 154% from GHC 5,280,619 in the prior year to **GHC 13,388,863** for the year ended December 31, 2022.

Events After the Reporting Period

The Events subsequent to the Statement of Financial Position date are reflected in the Financial Statements only to the extent that they relate to the period under review and the effect is material. There were no subsequent events at the reporting date, December 31, 2022.

Going Concern

The Directors believe that the Fund has adequate financial resources to continue in operation for the foreseeable future and accordingly, the Annual Financial Statements have been prepared on a going concern basis. The Directors have satisfied themselves that the Fund is in a sound financial position and that revenue from the Assets Under Management would be enough to meet its foreseeable cash requirements. The Directors are not aware of any new material changes that may adversely impact the Fund. The Directors are also not aware of any material non compliance with



statutory or regulatory requirements or of any pending changes to legislation which may affect the Fund.

Litigation Statement

The Fund is not currently involved in any claims or lawsuits, which individually or in the aggregate are expected to have a material adverse effect on the business or its assets.

Secretary

The Fund's Secretary is Accra Nominees Limited with business address: 2nd Floor, Cedar House, No. 13 Samora Machel Road, Asylum Down.

Statement of Disclosure to the Fund's Auditors

With respect to each person who is a Director on the day that this report is approved:

- there is, so far as the person is aware, no relevant audit information of which the Fund's Auditors are unaware; and
- the person has taken all the steps that he/she ought to have taken as a Director to be aware of any relevant audit information and to establish that the Fund's Auditors are aware of that information.

Corporate Social Responsibility

The Fund did not undertake any corporate social responsibility within the financial year.

Audit Fees

Included in the general and administration

expenses for the year is the agreed Auditors' remuneration of GHC 53,000 (2021: GHC 42,500) and is not inclusive of VAT, NHIL and GETFund levy.

Capacity of Directors

The Fund ensures that only fit and proper persons are appointed to the Board after obtaining the necessary approval from the regulator, Securities and Exchange Commission (SEC). Relevant training and capacity building programs, facilitated by an SEC-approved training institution were undertaken during the period.

Assets Under Management

The Fund is managed by Databank Asset Management Services Limited (DAMSEL). Assets Under Management (AUM) as at December 31, 2022 stood at GHC 108,628,234 representing a 17% decrease compared to the prior year of GHC 132,087,632.

Acknowledgements

Thanks, and appreciation are extended to all of our Shareholders, Directors and staff for their continued support of the Fund.

Approval

The Annual Report and Financial Statements set out on pages 8 to 36, which have been prepared on the going concern basis, were approved by the Board of Directors on May 31, 2023, and were signed on its behalf by:



STEPHEN ADEI
CHAIRMAN

MAY 31, 2023



KOJO ADDAE-MENSAH
DIRECTOR

MAY 31, 2023



INDEPENDENT AUDITOR'S REPORT TO THE MEMBERS OF DATABANK BALANCED FUND PLC

Opinion

We have audited the Financial Statements of Databank Balanced Fund PLC ("the Fund"), which comprise the statement of financial position at December 31, 2022, and the Statements of Comprehensive Income, Changes in Equity and Cash Flows for the year then ended, and the notes to the Financial Statements which include a summary of significant accounting policies and other explanatory notes, as set out on pages 8 to 36.

In our opinion, the accompanying Financial Statements give a true and fair view of the financial position of the Fund as at December 31, 2022, and of its financial performance and cash flows for the year then ended in accordance with International Financial Reporting Standards (IFRSs) and in the manner required by the Companies Act, 2019 (Act 992) and the Securities Industry Act, 2016 (Act 929).

Basis for opinion

We conducted our audit in accordance with International Standards on Auditing (ISAs). Our responsibilities under those standards are further described in the Auditor's Responsibilities for the Audit of the Financial Statements section of our report. We are independent of the Fund in accordance with the International Ethics Standards Board for Accountants' *International Code of Ethics*

for Professional Accountants (including International Independence Standards) (IESBA Code), together with the ethical requirements that are relevant to our audit of the Financial Statements in Ghana and we have fulfilled our other ethical responsibilities in accordance with these requirements and the IESBA Code. We believe that the audit evidence we have obtained is sufficient and appropriate to provide a basis for our opinion.

Key Audit Matters

Key audit matters are those matters that, in our professional judgment, were of most significance in our audit of the Financial Statements of the current year. These matters were addressed in the context of our audit of the Financial Statements as a whole, and in forming our opinion thereon, and we do not provide a separate opinion on these matters.

Impairment losses on financial instruments GHC 12,237,382

Refer to Note 9a of the Financial Statements.

The Key Audit Matter

Investments in financial instruments amounted to GHC 89.65 million consisting of government securities of GHC 87.23 million and other securities of GHC 2.42 million as at December 31, 2022. These represent 74% of the total amount of the Fund's total assets. The Fund recognised an impairment loss of GHC 12.24 million

on these balances as at December 31, 2022. The impairment on government securities amounted to GHC 12,021,477 and the one on the other securities amounted to GHC 215,905.

Government Securities

The government securities have become credit-impaired due to adverse macroeconomic conditions and unsustainable debt levels of the country. These conditions prompted the rollout of the Ghana Domestic Debt Exchange Programme (GDDEP) by the government of Ghana to achieve debt sustainability.

The impairment testing of government securities is considered to be a key audit matter due to the complexities involved in determining the estimated future cashflows arising from these instruments.

- The future cashflows of the eligible bonds to be issued under the GDDEP is based on the estimated fair value of the new bonds issued on February 21, 2023. The fair value is based on the cash flows as outlined in the exchange memorandum discounted using an estimated yield to maturity on February 21, 2023.
- The future cashflows of government securities not included in the GDDEP is based on the assumption of estimated cash short falls to be experienced.
- The quality of disclosures required by IFRS 9 are complex and need to provide insights to the key judgments and material inputs to the IFRS 9 ECL results.
- Due to the significance of the investment

in government securities to the financial position of the Fund and significant measurement uncertainty involved in the impairment of qualifying investments, this was considered a key audit matter in our audit.

Other Securities

The measurement of impairment under IFRS 9 is deemed a key audit matter as the determination of assumptions for the measurement of impairment requires management to apply significant judgments about future events.

The key areas where we identified significant levels of management judgement and, therefore, increased levels of audit focus in the implementation of IFRS 9 is the timing and measurement of expected credit losses (ECL) in determining the allocation of assets to stage 1, 2, or 3 brackets.

Given the high degree of estimation uncertainty and significance of the balance, we considered impairment allowances on other securities to be a key audit matter.

How the matter was addressed in our audit

Based on our risk assessment, we have examined the impairment of government securities based on the description of the key audit matter. In addressing the key audit matter the following procedures were performed:

Government Securities

- Assessed the completeness and accuracy of key data inputs used in the ECL calculation through testing relevant data.



- Performed an overall assessment of the ECL provision levels by stage to determine if they were reasonable considering the Fund's portfolio, risk profile, credit risk management practices and management assumptions used in determining management overlay.
- Performed an overall assessment of the ECL provision levels by stage to determine if they were reasonable considering the Fund's portfolio, risk profile, credit risk management practices and management assumptions used in determining management overlay.
- Remained alert to the most recent government communication on the GDDEP, the fund's communication as to whether it will participate in the programme and meeting minutes of board to assess whether the fund have applied the right terms of the valuation and impairment of these instruments.
- Assessed the appropriateness of the Fund's methodology for determining the ECL.
- Assessed whether the disclosures of the key judgements and assumptions made were appropriate in terms of IFRS 9.
- Assessed the appropriateness of staging for eligible investments to be exchanged under the GDDEP (qualifying investments) and other sovereign-related exposures.
- Involved our valuation specialist in assessing the appropriateness of the yield-to-maturities applied in determining the fair value of the new bonds under the GDDEP.
- Assessed the appropriateness of the Fund's methodology for determining the ECL.
- Assessed whether the disclosures of the key judgements and assumptions made were appropriate in terms of IFRS 9.

Other Securities

- Assessed the completeness and accuracy of key data inputs used in the ECL calculation through testing relevant data.

Other Information

The Directors are responsible for the other information. The other information comprises the Report of the Directors as required by the Companies Act, 2019 (Act 992) and Corporate Information but does not include the Financial Statements and our Auditor's Report thereon.

Our opinion on the Financial Statements does not cover the other information and we do not express any form of assurance conclusion thereon.

In connection with our audit of the Financial Statements, our responsibility is to read the other information and, in doing so, consider whether the other information is materially inconsistent with the Financial Statements or our knowledge obtained in the audit, or otherwise appears to be materially misstated. If, based on the work we have performed, we conclude that there is a material misstatement of this other information, we are required to report that fact. We have nothing to report in this regard.



Responsibilities of the Directors for the Financial Statements

The Directors are responsible for the preparation of Financial Statements that give a true and fair view in accordance with International Financial Reporting Standards and in the manner required by the Companies Act, 2019 (Act 992) and the Securities Industry Act, 2016 (Act 929), and for such internal control as the Directors determine is necessary to enable the preparation of Financial Statements that are free from material misstatement, whether due to fraud or error.

In preparing the Financial Statements, the Directors are responsible for assessing the Fund's ability to continue as a going concern, disclosing, as applicable, matters related to going concern and using the going concern basis of accounting unless the Directors either intend to liquidate the Fund or to cease operations, or have no realistic alternative but to do so.

The Directors are responsible for overseeing the Fund's financial reporting process.

Responsibilities of the Auditors for the Audit of the Financial Statements

Our objectives are to obtain reasonable assurance about whether the Financial Statements as a whole are free from material misstatement, whether due to fraud or error, and to issue an Auditor's Report that includes our opinion. Reasonable assurance is a high level of assurance, but is not a guarantee that an audit conducted in accordance with ISAs will always detect a material misstatement when it exists. Misstatements can arise from

fraud or error and are considered material if, individually or in the aggregate, they could reasonably be expected to influence the economic decisions of users taken on the basis of these Financial Statements.

As part of an audit in accordance with ISAs, we exercise professional judgment and maintain professional scepticism throughout the audit. We also:

- Identify and assess the risks of material misstatement of the Financial Statements, whether due to fraud or error, design and perform audit procedures responsive to those risks, and obtain audit evidence that is sufficient and appropriate to provide a basis for our opinion. The risk of not detecting a material misstatement resulting from fraud is higher than for one resulting from error, as fraud may involve collusion, forgery, intentional omissions, misrepresentations, or the override of internal control.
- Obtain an understanding of internal control relevant to the audit in order to design audit procedures that are appropriate in the circumstances, but not for the purpose of expressing an opinion on the effectiveness of the Fund's internal control.
- Evaluate the appropriateness of accounting policies used and the reasonableness of accounting estimates and related disclosures made by Directors.
- Conclude on the appropriateness of the Directors' use of the going concern



basis of accounting and, based on the audit evidence obtained, whether a material uncertainty exists related to events or conditions that may cast significant doubt on the Fund's ability to continue as a going concern. If we conclude that a material uncertainty exists, we are required to draw attention in our Auditor's Report to the related disclosures in the Financial Statements or, if such disclosures are inadequate, to modify our opinion. Our conclusions are based on the audit evidence obtained up to the date of our Auditor's Report. However, future events or conditions may cause the Fund to cease to continue as a going concern.

- Evaluate the overall presentation, structure and content of the Financial

Statements, including the disclosures, and whether the Financial Statements represent the underlying transactions and events in a manner that achieves fair presentation.

We communicate with the Directors regarding, among other matters, the planned scope and timing of the audit and significant audit findings, including any significant deficiencies in internal control that we identify during our audit.



Report on Other Legal and Regulatory Requirements

Compliance with the requirements of Section 137 of the Companies Act, 2019 (Act 992)

We have obtained all the information and explanations which, to the best of our knowledge and belief, were necessary for the purpose of our audit.

In our opinion, proper books of account have been kept, so far as appears from our examination of those books.

The Statements of Financial Position and Comprehensive Income are in agreement with the accounting records and returns.

We are independent of the Fund under audit pursuant to Section 143 of the Companies Act, 2019 (Act 992).

The engagement partner on the audit resulting in this independent Auditor's Report is **Frederick Dennis (ICAG/P/1426)**.

The KPMG logo is written in a stylized, handwritten font. The letters are black and connected, with a small flourish at the end of the 'G'.

For and on behalf of:

KPMG: (ICAG/F/2022/038)

CHARTERED ACCOUNTANTS

13 YIYIWA DRIVE, ABELNKPE

P O BOX GP 242

ACCRA

JUNE 2, 2023



STATEMENT OF COMPREHENSIVE INCOME FOR THE YEAR ENDED DECEMBER 31, 2022

	Notes	2022 GHC	2021 GHC
INVESTMENT INCOME			
Dividend Income	5	2,234,400	954,335
Interest Income calculated using the effective interest method	6	19,029,978	9,078,909
Gain on Sale of Investments	7	1,001,091	4,878
Exchange Gain		15,058	1,443
Bad Debts Recovered	9	-	2,028,162
		-----	-----
TOTAL INCOME		22,280,527	12,067,727
		-----	-----
EXPENSES			
Investment Management Fees		(2,392,624)	(1,337,104)
Custody Fees		(223,900)	(120,850)
General and Administrative Expenses	8	(607,275)	(540,691)
Impairment (Charge)/Reversal		(11,941,417)	(176,378)
		-----	-----
TOTAL EXPENSES		(15,165,216)	(2,175,023)
		-----	-----
Distributed Shareholders' Earnings before Other Comprehensive Income for the Year		7,115,311	9,892,704
Other Comprehensive Income:			
Fair Value (Loss)/Gain	12a	(3,596,146)	7,075,766
		-----	-----
Total Distributed Comprehensive Shareholders' Earnings for the Year		3,519,165	16,968,470
		-----	-----

STATEMENT OF FINANCIAL POSITION AS AT DECEMBER 31, 2022

	Notes	2022 GHC	2021 GHC
ASSETS			
Cash and Cash Equivalents	10	5,780,961	3,498,856
Financial Assets at Amortised Cost	11	77,416,885	91,572,121
Financial Assets at Fair Value through Other Comprehensive Income	12	25,795,524	36,311,295
Trade and Other Receivables	14	500	-
		-----	-----
TOTAL ASSETS		108,993,870	131,382,272
		-----	-----
SHAREHOLDERS' EQUITY			
Shareholders' Principal	15b	58,528,466	84,523,106
Distributed Shareholders' Earnings		44,345,807	37,230,502
Other Distributed Earnings		5,737,878	9,334,024
		-----	-----
TOTAL SHAREHOLDERS' EQUITY		108,612,151	131,087,632
		-----	-----
LIABILITIES			
Trade and Other Payables	16	381,719	294,640
		-----	-----
TOTAL LIABILITIES		381,719	294,640
		-----	-----
TOTAL SHAREHOLDERS' EQUITY AND LIABILITIES		108,993,870	131,382,272
		-----	-----



STEPHEN ADEI
CHAIRMAN

MAY 31, 2023



KOJO ADDAE-MENSAH
DIRECTOR

MAY 31, 2023



STATEMENT OF CHANGES IN EQUITY FOR THE YEAR ENDED DECEMBER 31, 2022

	Shareholders' Principal GHC	Distributed Shareholders' Earnings GHC	Other Distributed Earnings GHC	Total GHC
2022				
Opening Balance	84,523,106	37,230,496	9,334,024	131,087,626
Proceeds from Issue of Shares	32,327,871	-	-	32,327,871
Distributed Shareholders' Earnings before Other Comprehensive Income for the Year	-	7,115,311	-	7,115,311
Fair Value Loss	-	-	(3,596,146)	(3,596,146)
Redemption of redeemable shares	(58,322,511)	-	-	(58,322,511)
Balance as at December 31	58,528,466	44,345,807	5,737,878	108,612,151
	:::::::::::	:::::::::::	:::::::::::	:::::::::::
2021				
Opening Balance	24,255,013	27,337,792	2,258,258	53,851,063
Proceeds from Issue of Shares	70,603,170	-	-	70,603,170
Distributed Shareholders' Earnings before Other Comprehensive Income for the Year	-	9,892,704	-	9,892,704
Fair Value Loss	-	-	7,075,766	7,075,766
Redemption of redeemable shares	(10,335,077)	-	-	(10,335,077)
Balance as at December 31	84,523,106	37,230,496	9,334,024	131,087,626
	:::::::::::	:::::::::::	:::::::::::	:::::::::::

STATEMENT OF CASH FLOWS FOR THE YEAR ENDED DECEMBER 31, 2022

	Notes	2022 GHC	2021 GHC
CASH FLOWS FROM OPERATING ACTIVITIES			
Distributed Shareholders' Earnings before Other Comprehensive Income for the Year		7,115,311	9,892,704
Adjustments for:			
Interest income calculated using the effective interest method		(4,424,170)	(9,078,909)
Amortization gain		(139,967)	(33,718)
Exchange Gain		(15,058)	-
Loss on Sale of Investments	7	(1,001,091)	(4,878)
Impairment Charge/(Reversal)	9	11,941,417	176,378
		13,476,442	951,577
CHANGES IN			
Decrease in Trade and Other Payables	16	(87,079)	141,816
Accounts and other receivables		(500)	4,187,226
		13,388,863	5,280,619
NET CASH GENERATED FROM OPERATING ACTIVITIES			
CASH FLOWS FROM INVESTING ACTIVITIES			
Purchase of Financial Assets at Amortised Cost		(7,295,315)	(64,849,535)
Purchase of Financial Assets at FVOCI		(7,484,450)	(25,097,517)
Proceeds from Sale of Investment		29,667,647	26,922,130
		14,887,882	(63,024,922)
NET CASH GENERATED FROM INVESTING ACTIVITIES			
CASH USED IN FROM FINANCING ACTIVITIES			
Proceeds from Capital Transactions		32,327,871	70,603,170
Shares Redeemed		(58,322,511)	(10,335,077)
		(25,994,640)	60,268,093
NET CASH FLOWS FROM/(USED IN) FINANCING ACTIVITIES			
Net (Decrease)/ Increase in Cash and Cash Equivalents		2,282,105	2,523,790
Cash and Cash Equivalents at the Beginning of the Year		3,498,856	975,066
		5,780,961	3,498,856
CASH AND CASH EQUIVALENTS AT THE END OF THE YEAR			
	10	5,780,961	3,498,856



NOTES TO THE FINANCIAL STATEMENTS FOR THE YEAR ENDED DECEMBER 31, 2022 (ABRIDGED VERSION)

1. GENERAL INFORMATION

Databank Balanced Fund is a limited liability company incorporated in Ghana. The address of its registered office and principal place of business is 61 Barnes Road, Adabraka, Private Mail Bag, Ministries Post Office, Accra.

1.1. Description of the Fund

The Databank Balanced Fund PLC is a licensed mutual fund. The Fund was incorporated under Ghanaian Law on October 25, 2005.

The principal activity of the Fund is to invest the monies of its members for the mutual benefit and to hold and arrange for the management of securities and other assets acquired with such monies.

The investment activities of the Fund are managed by Databank Asset Management Services Limited (the Fund Manager). The custodian of the Fund is Standard Chartered Bank Ghana PLC.

Most of the equity investments of the fund are listed and traded on the Ghana Stock Exchange, although the Fund also invests in unquoted equity securities.

The shares of the Fund are redeemable at the holder's option. The shares are not listed on the Ghana Stock Exchange.

2. BASIS OF PREPARATION

2.1 Statement of compliance

The Financial Statements have been prepared in accordance with International

Financial Reporting Standards as issued by the International Accounting Standards Board (IASB) and in a manner required by the Companies Act, 2019 (Act 992) and the Securities Industry Act 2016 (Act 929).

2.2 Basis of measurement

The Financial Statements have been prepared on the historical cost basis except for financial instruments that are measured at fair value, as explained in the accounting policies below. Historical cost is generally based on the fair value of the consideration given in exchange for assets.

The Financial Statements are presented in Ghana Cedi (GHC), which is the Fund's functional currency. All amounts have been rounded to the nearest Ghana cedi, unless otherwise indicated.

The Fund presents its Statement of Financial Position in order of liquidity.

3. SUMMARY OF SIGNIFICANT ACCOUNTING POLICIES

3.2 Revenue recognition

Revenue is recognised to the extent that it is probable that the economic benefits will flow to the Fund and the revenue can be reliably measured, as and when the Fund satisfies a performance obligation.

Under IFRS 15, the revenue recognition process involves:

- Identification of the contract with the customer,
- Identification of performance obligation in the contract,

- Determination of the transaction price,
- Allocation of the transaction price to the performance obligation in the contract, and
- Recognition of the revenue when (or as) the entity satisfies a performance obligation.

Revenue is measured at the fair value of the consideration received or receivable, taking into account contractually defined terms of payment exclusive of taxes or duty.

3.2.1 Interest revenue and expense

Interest revenue and expense are recognised in the Statement of Comprehensive Income for all interest-bearing financial instruments using the effective interest method.

3.2.2 Dividend revenue and expense

Dividend revenue is recognised on the date on which the investments are quoted ex-dividend or, where no ex-dividend date is quoted, when the right of the Fund to receive the payment is established. Dividend revenue is presented gross of any non-recoverable withholding taxes, which are disclosed separately in the statement of comprehensive income. Dividend expense relating to equity securities sold short is recognised when the shareholders' right to receive the payment is established.

3.2.3 Fees and commissions

Fees and commissions are recognised on an accrual basis. Fees and commission expenses are included in general and administrative expenses.

3.2.4 Net gains or loss on financial assets and liabilities at fair value through profit or loss

This item includes changes in the fair value of financial assets and liabilities designated upon recognition as at fair value through profit or loss and excludes interest and dividend income and expenses.

Unrealised gains and losses comprise changes in the fair value of financial instruments for the period and from reversal of prior period's unrealised gains and losses for financial instruments which were realised in the reporting period.

Realised gains and losses on disposals of financial instruments classified as at fair value through profit or loss are calculated using the first-in, first-out (FIFO) method. They represent the difference between an instrument's initial carrying amount and disposal amount.

3.3 Taxation

Under the current legislation, mutual funds are not subject to taxes on income or capital gains, nor to any taxes on income distributions.

3.4 Foreign currencies

In preparing the Financial Statements of the Fund, transactions in currencies other than the Fund's functional currency (foreign currencies) are recognised at the rates of exchange prevailing at the dates of the transactions. At the end of each reporting period, monetary items denominated in foreign currencies are retranslated at the rates prevailing at that date. Exchange differences on monetary items are recognised in profit or loss in the period in which they arise.



	2022	2021
	GHC	GHC
5. DIVIDEND INCOME		
Listed Equity Securities	2,234,400	879,687
Unlisted equity Securities	-	74,648
	-----	-----
	2,234,400	954,335
	:-----:	:-----:

6. INTEREST INCOME CALCULATED USING THE EFFECTIVE INTEREST METHOD

Interest on Government Securities	13,927,304	4,921,773
Interest on Corporate Bonds	3,677,209	3,252,515
Interest on Non-Bank Fixed Deposits	1,334,949	792,790
Interest on Bank Fixed Deposits	2,712	3,082
Interest on Call Deposits	87,804	108,749
	-----	-----
	19,029,978	9,078,909
	:-----:	:-----:

7. PROFIT/ LOSS ON SALE OF INVESTMENTS

Profit/ Loss on Sale of Financial Instruments	1,001,091	4,878
	:-----:	:-----:



	2022	2021
	GHC	GHC
8. GENERAL AND ADMINISTRATIVE EXPENSES		
Audit Fees	67,939	50,681
Directors' Emoluments	100,968	110,004
Board Expenses	-	23,505
Bank Charges	36,325	29,897
Stationery & Printing	11,671	15,465
Marketing, Business Promotion & Advertisement	175,307	137,548
Client Services Fees	187,589	146,498
Annual Statutory Fees	500	1,230
Directors' Liability Insurance	8,250	8,250
Storage & Warehousing	9,650	10,027
AGM Expenses	9,076	7,586
	-----	-----
	607,275	540,691
	: : : : : : : :	: : : : : : : :

9. IMPAIRMENT CHARGE

The impairment charge shown in the Statement of Comprehensive Income relates to a provision made for impairment in accordance with IFRS and the Fund's Policy on provisioning.

	2022	2021
	GHC	GHC
Impairment Provision at January 1	295,965	2,855,310
Impairment Provision at December 31	9a (12,237,382)	(295,965)
Bad Debt Recovered	-	(2,028,162)
Provision written-off	-	(707,561)
	-----	-----
Impairment Charge	(11,941,417)	(176,378)
	: : : : : : : :	: : : : : : : :

9a. Impairment Allowance

	2022	2021
	GHC	GHC
Stage 1	(215,905)	(295,965)
Stage 3	(12,021,477)	-
	-----	-----
	(12,237,382)	(295,965)
	: : : : : : : :	: : : : : : : :

The impairment provision shown in Note 9a represents stock of provision at the end of the year.



	2022 GHC	2021 GHC
10. CASH AND CASH EQUIVALENTS		
Cash at Bank	2,777,132	3,498,856
Short Term Certificates of Deposit	3,003,829	-
	-----	-----
	5,780,961	3,498,856
	:-----:	:-----:

11. FINANCIAL ASSETS AT AMORTISED COST

Investment in Government Securities	66,615,278	59,297,840
Investment in Corporate Bonds	15,702,195	19,670,054
Investment in Non-Bank Fixed Deposit	2,912,624	9,462,624
	-----	-----
	85,230,097	88,430,518
Accrued Interest	4,424,170	3,437,568
	-----	-----
	89,654,267	91,868,086
Impairment Allowance	(12,237,382)	(295,965)
	-----	-----
	77,416,885	91,572,121
	:-----:	:-----:

12. FINANCIAL ASSETS AT FAIR VALUE THROUGH OTHER COMPREHENSIVE INCOME

	2022 GHC	2021 GHC
Listed Equity Securities	19,173,569	21,297,687
Unlisted Equity Securities	6,621,955	6,621,955
Collective Investment Schemes	-	8,391,653
	-----	-----
	25,795,524	36,311,295
	:-----:	:-----:

12a. FAIR VALUE THROUGH OTHER COMPREHENSIVE INCOME

Market Value of Financial Assets at FVOCI	25,795,524	36,311,295
Cost of Investment	(20,057,646)	(26,977,271)
	-----	-----
Cumulative Gains – December 31	5,737,878	9,334,024
Prior Period Gains – January 1	(9,334,024)	(2,258,258)
	-----	-----
Fair Value (Loss)/ Gain	(3,596,146)	7,075,766
	:-----:	:-----:

13. PORTFOLIO SUMMARY

Description	Shares	Price 31-Dec-22 GHC	Market Value GHC
Listed Equities			
Financials			
Ecobank Ghana PLC	260,717	6.64	1,731,161
GCB Bank PLC	549,622	3.94	2,165,511
Société Générale Ghana PLC	2,051,093	1.00	2,051,093
Standard Chartered Bank Ghana PLC	106,465	20.16	2,146,334
Enterprise Group PLC	916,005	3.20	2,931,216
Consumer Staples			
Benso Oil Palm Plantation PLC	123,400	7.65	944,010
Fan Milk PLC	613,624	3.00	1,840,872
Telecommunications			
Scancom PLC (MTN Ghana)	2,958,783	0.88	2,603,729
Energy & Petroleum			
TotalEnergies Ghana PLC	386,724	4.00	1,546,896
GOIL PLC	705,086	1.72	1,212,748
Total listed Shares			19,173,570
Unlisted Equities			
Axis Pension Group Limited	108,500	58.23	6,317,955
Vivo Energy Ghana Limited	12,160	25.00	304,000
			6,621,955
Fixed Income Securities			
Government Securities			66,615,278
Corporate Bonds			15,702,195
Non-Bank Fixed Deposits			2,912,624
			85,230,097
Total Investments			111,025,622



14. TRADE AND OTHER RECEIVABLES

	2022 GHC	2021 GHC
Debtors & Prepayments	500	-
	-----	-----
	500	-
	-----	-----

15. SHAREHOLDERS' EQUITY

A reconciliation of the number of shares outstanding at the beginning and at the end of each of the reporting periods is provided below.

Number of shares issued and redeemed during the year is disclosed below.

	2022 Number of Shares	2021 Number of Shares
15a. Number of Shares in Issue		
Shares in Issue at Beginning of Period	148,472,690	76,771,948
Issued during the Year	35,264,108	82,882,486
Redeemed during the Year	(62,744,171)	(11,181,744)
	-----	-----
Shares in Issue at December 31	120,992,627	148,472,690
	-----	-----

	2022 GHC	2021 GHC
15b. Value of Shares in Issue		
New Issues	32,327,871	70,603,170
Redemptions	(58,322,511)	(10,335,077)
	-----	-----
Net Proceeds from Capital Transactions Beginning of Period	(25,994,640)	60,268,093
	84,523,106	24,255,013
	-----	-----
End of Period	58,528,446	84,523,106
	-----	-----

	2022 GHC	2021 GHC
16. TRADE AND OTHER PAYABLES		
Front Load Commission	824	6,061
Audit Fees	64,607	49,500
Fund Administration Fees	20,149	13,380
Management Fees	202,180	175,171
Custody Fees	35,850	14,173
Directors Emoluments	-	6,600
Withholding Tax	8,004	6,250
Audit Reimbursable	-	-
Storage & Warehousing	-	-
Damsel Payable	26,600	-
Other Payables	23,505	23,505
	-----	-----
	381,719	294,640
	-----	-----

17. FINANCIAL RISK MANAGEMENT OBJECTIVE AND POLICY

The Fund's objective in managing risk is the creation and protection of shareholder value. Risk is inherent in the Fund's activities, but it is managed through a process of ongoing identification, measurement, management and monitoring, subject to risk limits and other controls. The process of risk management is critical to the Fund's continuing profitability. The Fund is exposed to market risk (which includes currency risk, interest rate risk and price risk), credit risk and liquidity risk arising from the financial instruments it holds.

17.8.1 Ghana Domestic Debt Exchange Programme

Ghana is facing a very challenging economic situation amid an increasingly difficult global economic environment. These adverse developments have exposed Ghana to a surge in inflation, a significant exchange rate depreciation and increased stress on the financing of the government's budget. The latest debt sustainability analysis

demonstrated that Ghana is faced with a significant financing gap over the coming years and that the country's public debt is unsustainable. The country was downgraded by ratings agencies several times in 2022. During the last quarter of 2022, negotiations took place between the government of Ghana and the International Monetary Fund (IMF) to establish a support programme. According to the IMF's press release No. 22/427, a staff level agreement was reached in mid-December of 2022. However, the execution of this support programme is contingent on the implementation of a debt restructuring plan, which is intended to restore Ghana's macroeconomic stability. In response, the Government of Ghana on 5 December 2022 launched the Ghana Domestic Debt Exchange Programme (GDDEP).

The GDDEP is an arrangement through which registered bondholders in Ghana exchanged their eligible domestic bonds (all locally issued bonds and notes of the Government and E.S.L.A. PLC and Daakyee



Trust PLC bonds excluding Treasury Bills (T-bills)) for new benchmark bonds with the same aggregate principal amount (plus applicable capitalized accrued and unpaid interest).

The terms of the exchange are set out in the GDDEP memorandum issued on December 5, 2023 which was updated several times with changes to the number of bonds, maturity, and coupon rates of the new “replacement” bonds. The final exchange memorandum was issued on February 3, 2023 with an offer expiration date set to February 7, 2023 and shifted to February 10, 2023 to cater for technical glitches. The Settlement Date was also set to February 14, 2023 and shifted to February 21, 2023.

Only Eligible Bonds listed under “Eligible Bonds” in the Exchange Memorandum were eligible for exchange for New Bonds in the Invitation to Exchange. This includes bonds issued by the Republic of Ghana and bonds issued by E.S.L.A. PLC (‘ESLA’) and Daakye Trust PLC (‘Daakye’), which are both special purpose entities set up by the government of Ghana.

Eligible Holders were split into three different categories depending on whether they are Collective Investment Schemes (CIS) Holders or Individual Holders below the age of 59 years eligible as of January 31, 2023 (Category A), Individual Holders aged 59 years or older as of January 31, 2023 (Category B) or other Eligible Holders (General Category). BFund falls within Category A.

In exchange for Eligible bonds maturing in 2023, Category A Holders received two (2) New General Bonds, maturing in 2027 and in 2028.

The amount eligible for the exchange was the principal amount of the eligible bonds outstanding after January 31, 2023 and the accrued interest up to the Settlement Date which was due for payment after January 31, 2023.

Interest on the New Bonds will be paid in cash (“Cash Interest”). The coupon rates on the two New General Bonds is 10%.

Coupon rates for all eligible bonds were substantially changed, and the maturity of the New Bonds (replacing the respective old bonds) were significantly extended compared to the old bonds.

Bonds eligible for exchange

BFund participated in the Exchange Programme on February 14, 2023 and received the New Bonds on February 21, 2023. BFund tendered an offer for exchange for GHC 82.2 million worth of eligible bonds and received the equivalent amount of two new bonds on the settlement date.

The table below details the bonds held by BFund which were eligible for the exchange programme. There were no maturities up to the date of exchange.

BOND TYPE	MATURITY BUCKET	VALUE OF BONDS EXCHANGED AT FEB 21, 2023 GHC	GROSS CARRYING AMOUNT AT DEC 31, 2022 GHC
GOG Bond	Post 2023	70,179,646.03	66,983,116.45
ESLA Bond	Post 2023	4,041,324.65	3,779,045.40
Daakye Bond	Post 2023	7,982,853.27	7,500,749.15
		82,203,823.95	78,262,911

The table below details the bonds held by the Fund which were eligible for the exchange programme based on the classification at which they are held in these Financial Statements. This table includes the carrying

amounts held as at December 31, 2022, the impairment losses arising from the exchange programme (refer to Note 9) recognised for the year ended December 31, 2022.

Bond	Value of Bonds Exchanged as at Feb 21, 2023 GHC	Gross Carrying Amount as at Dec 31, 2022 GHC	Impairment Allowance as at Dec 31, 2022 GHC	Carrying Amount as at Dec 31, 2022 GHC	Impairment Charge as at Dec 31, 2022 GHC
Amortised Cost	82,203,823.95	78,262,911	(12,021,477)	66,241,434	(12,021,477)

Impairment of eligible bonds measured at amortised cost and FVOCI

As at December 31, 2022, it is evident that Ghana is facing financial difficulties, with its sovereign debt trading at significant discounts. The announcement of the GDDEP and the downgrade of the country's rating to 'selective default' (Standard & Poors) by the rating agencies in 2022 further evidences the country's financial challenges. In this regard, exposures to Government of Ghana (including T-Bills, Cocoa bills, Local USD Bonds and Eurobonds), ESLA and Daakye are considered credit-impaired at the reporting date and was downgraded from stage 1 to stage 3.

For bonds eligible for exchange and measured at amortised cost and FVOCI,

impairment is assessed based on the fair value of the new bonds issued under the debt exchange programme at the settlement date discounted to the reporting date using the effective interest rate of the eligible bonds (see accounting policy under Note 3).

The fair value of the new bonds is estimated using discounted cash flow techniques, applying rates from the yield curve constructed from market information and the data available at the date of measurement to discount the expected cash flows from the new bonds as outlined in the exchange memorandum.

The data considered in the construction



of the yield curve includes traded prices, indicative broker quotes and evaluated prices from pricing services over the period from December 30, 2022 to March 3, 2023. The weighted-average yield-to-maturity applied in discounting the cashflows of the new bonds to be issued under the exchange programme on February 21, 2023 is 18%, resulting in a fair value of GHC 68 million for bonds held at amortised cost. The weighted average original effective interest rate of the eligible bonds used to discount the fair value from February 21, 2023 to December 31, 2022 is 20.07%.

Sensitivity of ECL on Eligible Bonds to Yield-to-Maturity Rates

The ECL on the eligible bonds are sensitive to judgements and assumptions made regarding the choice of the yield-to-maturity rate applied in discounting the cashflows of the New Bonds to be issued under the exchange programme. (Management performs a sensitivity analysis on the ECL recognised on these assets.) A 100bp parallel rise in the yield curve at the measurement date, holding other assumptions constant, would have increased the loss allowance on the eligible bonds by GHC 2 million. A 100bp fall in the yield curve would have decreased the loss allowance on the eligible bonds by GHC 2.1 million.

Subsequent events

The exchange will be considered a substantial modification of the eligible bonds requiring derecognition at the settlement date of these assets for the following reasons:

- Each individual bond eligible and participating in the exchange programme will be replaced by a uniform series

of identical new bonds with the same relative proportion in terms of maturities and in sum the same aggregate amount of the respective old bond.

- Coupon rates for all eligible bonds will be substantially changed; and
- The maturity of the New Bonds (replacing the respective old bonds) will be significantly extended compared to the old bonds

Subsequent to the year-end but before the Financial Statements were authorised for issue, the Fund derecognised the existing bonds eligible for exchange and recognised the New Bonds at fair value in its 2023 financial period. The Fund is yet to assess the impact of the derecognition with respect to additional or a reversal of impairment losses on bonds classified at amortised cost.

Other Government Exposures

The Fund has no other government exposures such as Treasury bills, USD-denominated local notes, cocoa bills or Eurobonds.

17.8.2 Amounts arising from ECL

Impairment of cash and cash equivalents, and investment in fixed deposits and government securities have been measured on a 12-month expected credit loss basis and reflects the maturities of the exposures. The Fund considers that these exposures have low credit risk because they are held with the Government of Ghana and reputable regulated banks.

The Fund monitors changes in credit risk on these exposures by tracking published external credit ratings of the Government of Ghana. To determine whether published

ratings remain up to date and to assess whether there has been a significant increase in credit risk at the reporting date that has not been reflected in the published ratings, the Fund supplements it by reviewing changes in bond yields, where available, together with available press and regulatory information about counterparties.

12-month and lifetime probabilities of default are based on historical data supplied by rating agencies for each credit rating. Loss given default parameters generally reflect an assumed recovery rate of 60%. However, if the asset were credit-impaired, then the estimate of loss would be based on a specific assessment of expected cash shortfalls and

on the original effective interest rate.

Impairment loss recognised for financial assets at the end of the year was GHC 12,237,382 (2021: GHC 295,965).

17.9 Fair Value of Financial Instruments

Fair value of financial instruments carried at amortised cost

As detailed in the following table, the Directors consider that the carrying amounts of financial assets and financial liabilities recognised in the Financial Statements approximate their fair values.

	Carrying Amounts 2022 GHC	Fair Value 2022 GHC	Carrying Amounts 2021 GHC	Fair Value 2021 GHC
Financial Assets				
Cash and Cash Equivalents	5,780,961	5,780,961	3,498,856	3,498,856
Fin. Assets at Amortized Cost	77,416,885	72,625,824	91,572,121	91,572,121
Financial Assets at FVOCI	25,795,524	25,795,524	36,311,295	36,311,295
Trade and Other Receivables	500	500	-	-
Total Financial Assets	108,993,870	104,202,809	131,382,272	131,382,272
Financial Liabilities				
Trade and Other Payables	381,719	365,636	294,640	294,640



18. CONTINGENCIES AND COMMITMENTS

18.1 Legal proceedings and regulations

The Fund operates in the financial services industry and is subject to legal proceedings in the normal course of business. As at the reporting date, there were no potential or threatened legal proceedings for or against the Fund.

There are no contingencies associated with the Fund's compliance or lack of compliance with regulations.

18.2 Capital commitments

The Fund has no capital commitments at the reporting date.

19. RELATED PARTY TRANSACTIONS

The following parties are considered related parties of the Fund:

Fund Manager

Databank Asset Management Services Limited (the Fund Manager) is entitled to receive a management fee for its respective services. These fees amount to an aggregate of 2% per annum calculated on the daily net assets of the Fund. Management fees are payable monthly in arrears. Total management fees for the year amounted to **GHC 2,392,624** (2021: GHC 1,337,104).

Brokers

The transactions of the Fund were made through the Databank Brokerage Limited (DBL).



Transactions with related parties

A number of transactions take place with related parties in the normal course of business. These include transactions and balances among related parties. The outstanding balance on such related party transactions is as follows:

	2022	2021
	GHC	GHC
AMOUNTS DUE TO RELATED PARTIES		
Databank Asset Management Services Limited	223,147	194,612
	: : : : : : :	: : : : : : :

Transactions with Directors and key Management Personnel

Directors and key Management personnel refer to those personnel with authority and responsibility for planning, directing and controlling the business activities of the Fund. These personnel are the Executive and Non-Executive Directors of the Fund.

During the year, there were no significant related party transactions with companies or customers of the Fund where a Director or any connected person is also a Director or key Management member of the Fund. The Fund did not make any loans to Directors or any key Management member during the period under review.

	2022	2021
	GHC	GHC
DIRECTORS' EMOLUMENTS		
Directors' Remuneration	100,968	110,004
	: : : : : : :	: : : : : : :



DIRECTORS' SHAREHOLDINGS

The Directors below held the following number of shares in the Fund as at December 31, 2022.

Name	Shares	% of Fund
Kojo Addae-Mensah	213,563	0.1765
Stephen Adei*	124,304	0.1027
Adelaide Ahwireng	92,693	0.0766
Elizabeth Zormelo	70,982	0.0587
Kwadwo Asante-Abedi	34,069	0.0282

*Shares are jointly held by the Director and spouse.

20. CUSTODIAN

Standard Chartered Bank (Ghana) PLC

Standard Chartered Bank (Ghana) Limited is the custodian of the Fund. The custodian carries out the usual duties regarding custody, cash and security deposits without any restriction. This means that the custodian is, in particular, responsible for the collection of dividends, interest and proceeds of matured securities, the exercise of options and, in general, for any other operation concerning the day-to-day administration of the securities and other assets and liabilities of the Fund.

The Custodian is entitled to receive from the Fund fees, payable quarterly, a maximum of 0.15% per annum calculated on the daily net assets of the Fund. The total custody fee for the year amounted to **GHC 223,900** (2021: GHC 120,850). The custody fee payable as at December 31, 2022 was **GHC 35,850** (2021: GHC 14,173).

Note: This is an abridged version of the Notes to the Financial Statements. The full version is available at www.databankgroup.com



25 years of inspiring change: Databank Foundation marks its silver jubilee

In 2022, the Databank Foundation celebrated twenty-five years of giving back by giving back even more! The events that marked this special milestone included programs in education and mental health for our young future leaders.

Education

The Foundation embarked on a special **Read Aid outreach program** (reading and literacy improvement) dubbed “Read Along”, in partnership with the Ghana Library Authority. Reading sessions were held in Wa, Koforidua, Takoradi, and Damang. In all, we visited about 20 schools, reached over 800 children, and donated 800 books. The children from the Adabraka Cluster of Schools in Accra had an extra special reading session with professionals from the military, police officers, doctors, nurses, and lawyers.



Leadership

The Foundation’s strong focus on **developing youth leadership** inspired three conferences in Kumasi, Tamale, and Accra targeted at young people from high school through university. The Foundation hosted over 1,400 young people at the *Ready, Set, Innovate* conferences. Participants were exposed to new forms of technology and were charged to face challenges with an innovative mindset. The students left, not only with new perspectives, but also hands-on experiences such as how to design flying drones and create objects using 3D printers.



Mental Health

Mental Health is at the core of Databank Foundation's mission. For the past 25 years, the Foundation has introduced various interventions to improve care for abandoned youth living with mental health challenges. A key highlight of the anniversary was hosting staff and patients of Accra Psychiatric Hospital Children's Ward and selected organizations that support young persons living with mental disabilities for a fun gathering to mark the 2022 World Mental Health Day. The Foundation also hosted the Mental Health Knowledge Forum for stakeholders to build collaborative bridges and share best practices to help improve care for patients.

The Databank Foundation is honoured to be able to support the communities that we care about in a meaningful way and we look forward to 25 more years of touching lives. Special appreciation to all Databank Group Board Members, staff of Databank, and all stakeholders for your continued contribution and support.





Databank Direct Debit Portal



Sign up for regular investment deductions from your bank



Change your deduction amount



Go to
bit.ly/mydirectdebit

Fast
Convenient
Easy to use

Mutual Funds | Pensions | Wealth Management | Institutional Funds | Corporate Finance | Securities Trading | Research



Download the
Databank Mobile App



Databank
Leadership

0302 610610 | www.databankgroup.com



CORPORATE INFORMATION

BOARD OF DIRECTORS

Stephen Adei
Kojo Addae-Mensah
Adelaide Ahwireng
Elizabeth Zormelo
Kwadwo Asante-Abedi

Chairman (Non-Executive Director)
Executive Director
Non-Executive Director
Non-Executive Director
Non-Executive Director

COMPANY SECRETARY

Accra Nominees Limited
2nd Floor, Cedar House
No. 13 Samora Machel Road
Asylum Down
P. O. Box GP 242
Accra

REGISTERED OFFICE

61 Barnes Road, Adabraka
Private Mail Bag
Ministries Post Office
Accra

CUSTODIAN

Standard Chartered Bank Ghana PLC
13th Floor, Head Office Building
87 Independence Avenue
P. O. Box 768
Accra

FUND MANAGER

Databank Asset Management Services
Limited
61 Barnes Road, Adabraka
Private Mail Bag
Ministries Post Office
Accra

AUDITOR

KPMG
Marlin House
13 Yiyiwa Drive, Abelenkpe
P.O. Box GP 242
Accra, Ghana

BANKERS

Absa Bank Ghana Limited
Access Bank Ghana PLC
Consolidated Bank Ghana Limited
Fidelity Bank Ghana PLC
GCB Bank PLC
Guaranty Trust Bank (Ghana) PLC
Standard Chartered Bank (Ghana) PLC
United Bank for Africa (Ghana) PLC
Zenith Bank Ghana PLC



DIRECTORS' AND OFFICERS' INFORMATION

The business and affairs of the Fund are managed under the direction of the Fund's Board of Directors and Officers. The tables below list the Directors and Officers of the Fund and their principal occupations, other directorships and their affiliation, if any, with Databank Asset Management Services Limited.

NAME:

STEPHEN ADEI

POSITION:

Board Chairman

ADDRESS:P.O. Box LG 1015
Legon**OCCUPATION:**

Economist

OTHER DIRECTORSHIPS:A Obenewaa Construction Ltd.
Accra College of Medicine
Adansi Rural Bank
Ako Estate Ltd.
Databank Balanced Fund PLC
Ghana Christian High International School
Judicial Council
Medfocus International Ltd.**NAME:**

KOJO ADDAE-MENSAH

POSITION:

Director

ADDRESS:Databank Financial Services
PMB Ministries, Accra**OCCUPATION:**Investment Banker
Group Chief Executive Officer,
Databank Group**OTHER DIRECTORSHIPS:**Databank Ark Fund PLC
Databank Asset Management Services Ltd.
Databank Balanced Fund PLC
Databank Brokerage Ltd.
Databank Epack Investment Fund PLC
Databank Financial Services Ltd.
The Databank Foundation



NAME:
ADELAIDE AHWIRENG

POSITION:
Director

ADDRESS:
P.O. Box TN 1759
Teshie Nungua
Accra

OCCUPATION:
Business Executive

OTHER DIRECTORSHIPS:
Databank Epack Investment Fund PLC
Empretec Ghana Foundation
Fio Enterprise Ltd.
Ghana Revenue Authority
Methodist Bookshop Company Ltd.



NAME:
ELIZABETH ZORMELO

POSITION:
Director

ADDRESS:
PMB CT 126
Cantoments, Accra.

OCCUPATION:
Executive Director

OTHER DIRECTORSHIPS:
Zormelo & Associates



NAME:
KWADWO ASANTE-ABEDI

POSITION:
Director

ADDRESS:
P. O. Box TN 1759
Teshie-Nungua
Accra

OCCUPATION:
IT Consultant

OTHER DIRECTORSHIPS:
Capability Consult Ltd.
Databank Ark Fund PLC
ePareto Information Systems
Presim Ltd.
Simnet Ltd.
Uplife Company Ltd.



COMPANY SECRETARY

NAME:

ACCRA NOMINEES LIMITED

POSITION:

Company Secretary

Accra Nominees Limited is a company incorporated in April 1981. Since incorporation, Accra Nominees Limited has been providing company secretarial services to its clients which include private Ghanaian-owned companies, private multi-national companies, manufacturing companies, non-bank financial institutions as well as public companies listed and not listed on the Ghana Stock Exchange. The Company is managed by Ms. Annie Chinbuah, a Barrister-at-Law of over 26 years' post-call experience.

OFFICERS' INFORMATION

NAME:

EMMANUEL QUARM

POSITION:

Financial Controller



Emmanuel is responsible for administering the finances of the Fund. He is a member of the Association of Chartered Certified Accountants (ACCA). He holds a Masters degree in Business Administration from the Coventry University. He is also responsible for the finances of the Databank Group of companies. Prior to this role, he was the head of mutual fund reporting for Databank Asset Management Services Limited.

NAME:

NII ANYETEI AMPA-SOWA

POSITION:

Head of Databank Asset Management Services Ltd.



Nii is the head of Databank Asset Management Services Ltd. (DAMSEL). Prior to assuming this role, Nii oversaw the Fund Managers of DAMSEL as Chief Investment Officer and managed Databank Epack Investment Fund as well as Databank Balanced Fund. Prior to the roles in DAMSEL, Nii headed the Research department of the Databank Group. Nii has also had brief working stints with the University of Ghana's Economics Department and as an equity analyst in UBA Capital (Europe). He has a degree in Economics (First Class Honors) from the University of Ghana, and an MSc Investments (Merit) degree from the University of Birmingham.

**NAME:**

DEBORAH ARMAH AKOTEY

POSITION:

Chief Investment Officer



Deborah is responsible for developing the investment style and strategy, as well as supervising its implementation across the firm's investment solutions. Having worked in Databank for over 17 years in various capacities, she has extensive experience in investment management. Until her appointment to this role, she was the Head of Institutional business, responsible for managing and supervising a team of Analysts and a Portfolio Manager to grow institutional portfolios by implementing consistent risk-reward strategies and efficient operations management. Prior to that, she was the Fund Manager for the Databank Balanced Fund. She has also worked with the Financial Control team of the Databank Group in various capacities and is currently the Fund Manager for Epack, Ghana's largest equity mutual fund.

Deborah holds an MSc (Accounting & Finance) from Manchester Business School in the UK, and a BSc in Business Administration (Accounting option) from University of Ghana Business School, Legon. She is a Fellow of the Association of Chartered Certified Accountants (ACCA) and a CFA Charterholder.

NAME:

DIVINA QUARTEY

POSITION:

Fund Manager



Divina is the Fund Manager responsible for the management of Databank BFund and EdIFund. Prior to her role as fund manager, she served as a Sales Manager where she handled business development through client prospecting, client relationship management and closing deals for Databank's mutual funds at a retail level. Divina holds an EMBA in Finance from the University of Ghana Business School and a BBA Business Administration degree in Banking and Finance from Methodist University College, Ghana.

NAME:

EVELYN OFOSU-DARKO

POSITION:

Chief Operations Officer



Evelyn is responsible for mutual funds' client administration as well as the middle office and back office operations of Databank Asset Management Services Limited. She has over 21 years of experience in various capacities, including fund management, fund administration and general operations of the Asset Management business. Prior to joining Databank, Evelyn worked at Unilever Ghana Limited and Darko Farms. She holds an MSc. in International Marketing Management, University of Surrey, UK and a Bachelor's degree from the University of Ghana Business School.

NAME:

MATILDA ESHUN

POSITION:

Fund Administrator



Matilda heads the Back Office operations of Databank Asset Management Services Ltd. (DAMSEL). She is responsible for the Administration of mutual funds. She is a product of the Methodist University College, Ghana and holds a BSc. degree in Administration. Prior to joining DAMSEL, she worked with Databank Financial Services Ltd.

NAME:

NELSON WORLANYO AFIANU

POSITION:

Finance Officer



Nelson assists in the accounting functions of the Fund. He is a Ghana Stock Exchange Certificate holder. He has been with the Fund for the past 14 years and holds a BSc in Administration (Accounting) from the University of Ghana, Legon.

Unique investment solutions for **YOU**nique people like **YOU**



"Don't compare yourself with anyone in this world...If you do so, you are insulting yourself"
- Bill Gates

As the leading investment firm in Ghana, with over 30 years' proven track record, Databank has a diverse range of unique investment solutions for both retail and institutional clients. Databank offers Ghanaians more choice when it comes to mutual fund investments than any other firm in Ghana. We've got MFund, BFund, ArkFund, EdlFund, Epack and our latest product addition – Databank Housing Account. We believe every investor is unique because no two investors are the same. Choice matters, and we're happy to give you that.



Mutual Funds | Pensions | Wealth Management | Institutional Funds | Corporate Finance | Securities Trading | Research



Download the
Databank Mobile App
App Store | Google play



Databank
Leadership

0302 610610 | www.databankgroup.com



June 15, 2023

The Manager
Databank Balanced Fund Ltd
61 Barnes Road, Adabraka
PMB Ministries Post Office
Accra

**REPORT OF THE CUSTODIAN TO THE INVESTORS OF DATABANK BALANCED FUND LIMITED –
DECEMBER 31, 2022**

Standard Chartered Bank Ghana PLC confirms the investment holding for Databank Balanced Fund as at December 31, 2022 as follows:

CORPORATE BOND			
Security Name	Position	Mkt Price	Valuation
AFB GHANA - 18.22 PCT BDS 04.03.2024 GHS	1,000,000.00	0	1,064,043.84
ILL 5 YEAR	270,000.00	0	285,436.60
DTP-BD-16.04.31-A5597-1743-20.50	7,485,403.00	0	7,767,853.58
BFS-BD-26.06.26-C0700-21.55	3,000,000.00	0	3,012,398.63
AFB GHANA - FRN SNR 07.2023 GHS	1,090,000.00	0	1,198,592.67
AFB GHANA - 16.1796 PCT BDS 01.10.2024 GHS	975,000.00	0	1,027,419.21
Classification Total	13,820,403.00	0	14,355,744.52
FIXED DEPOSIT			
Security Name	Position	Mkt Price	Valuation
30 DAY GT BK FD AT 16.5 PCT FM 30.12.2022 TO 29.01.2023	3,000,000.00	0	3,002,712.33
182 DAY IZWE S&L FD AT 36.99 PCT FM 08.12.2022 TO 08.06.2023	1,000,000.00	0	1,020,268.49
Classification Total	4,000,000.00	0	4,022,980.82
GOVERNMENT BOND			
Security Name	Position	Mkt Price	Valuation
REPUBLIC OF GHANA - 19.5 PCT SNR BDS 13.07.2026 GHS1000	865,608.00	0	943,049.00
REPUBLIC OF GHANA - 21 PCT BDS 14.12.2026 GHS1000	8,000,000.00	0	8,060,000.00
REPUBLIC OF GHANA - 19.75 PCT SNR BDS 15.03.2032 GHS1000	4,160,067.00	0	4,379,013.38
REPUBLIC OF GHANA - 18.3 PCT BDS 02.03.2026 GHS1000	1,023,391.00	0	1,084,102.83
REPUBLIC OF GHANA - 17.5 PCT SNR BDS 29.05.2028 GHS1000	250,000.00	0	253,245.19
REPUBLIC OF GHANA - 19.75 PCT BDS 07.07.2031 GHS1000	8,462,671.00	0	9,229,484.31
GOG-BD-17.01.28-A5818-1782-21.75	5,000,000.00	0	5,478,021.98
GOG-BD-18.01.27-A5531-1730-19.25	3,208,067.00	0	3,479,518.82
REPUBLIC OF GHANA - 20.2 PCT SNR BDS 01.08.2039 GHS1000	7,165,084.00	0	7,689,946.09
GOG-BD-02.11.26-A4338-1511-19.00	8,742,061.00	0	8,993,035.00
REPUBLIC OF GHANA - 19.25 PCT SNR BDS 23.06.2025 GHS1000	2,267,694.00	0	2,274,889.57
REPUBLIC OF GHANA - 19.8 PCT SNR BDS 11.06.2029 GHS1000	7,102,007.00	0	7,152,228.34
GOG-BD-14.10.24-A5736-1768-19.00	393,000.00	0	408,590.44
GOG-BD-08.11.27-A5471-1720-20.50	10,367,727.00	0	10,647,997.42
Classification Total	67,007,377.00	0	70,073,122.38
LOCAL GOVERNMENT BOND			

Standard Chartered Bank Ghana PLC

Head Office,
87 Independence Avenue,
P O Box 766, Accra – Ghana
SC.com/gh

Tel 0302 610750 / 0302 633366

Dr. Emmanuel Oteng Kumah (Chairman) · Mansa Nettey (Managing Director) · Kwaku Nimfah-Essuman · Sheikh Jobe Prof. Akua Kuenyehia · Harriet-Ann O. Adesola · Ebenezer Twum Asante · Kwabena Nifa Aning · George Akello



Security Name	Position	Mkt Price	Valuation
E.S.LA PLC - 19.5 PCT SNR BDS 27.10.2027 GHS1000'ESL002'	1,770,131.00	0	1,827,028.07
E.S.LA PLC - 20 PCT GTD BDS 09.09.2033 GHS	2,000,000.00	0	2,109,890.11
Classification Total	3,770,131.00		3,936,918.18

COLLECTIVE INVESTMENT SCHEME

Security Name	Nominal	Mkt Price	Valuation
		GHS	
AXIS PENSIONS	108,500.00	8.23000	6,317,955.00
VIVO ENERGY	12,160.00	GHS25.0000	304,000.00
Classification Total	120,660.00		6,621,955.00

EQUITY

Security Code	Security Name	Nominal	Mkt Price	Valuation
SOGEGH	SOCIETE GENERALE GHANA LIMITED	2,051,093.00	GHS1.000000	2,051,093.00
SCB	STANDARD CHARTERED BANK GHANA LTD	106,465.00	GHS20.16000	2,146,334.40
MTNGH	MTN GHANA	2,958,783.00	GHS0.880000	2,603,729.04
BOPP	BENSO OIL PALM PLANTATION LIMITED	123,400.00	GHS7.650000	944,010.00
TOTAL	TOTAL PETROLEUM GHANA LIMITED	386,724.00	GHS4.000000	1,546,896.00
GCB	GCB BANK LIMITED	549,622.00	GHS3.940000	2,165,510.68
EGL	ENTERPRISE GROUP LIMITED	916,005.00	GHS3.200000	2,931,216.00
FML	FAN MILK LIMITED	613,624.00	GHS3.000000	1,840,872.00
GOIL	GHANA OIL COMPANY LIMITED	705,086.00	GHS1.720000	1,212,747.92
EGH	ECOBANK GHANA LIMITED	260,717.00	GHS6.640000	1,731,160.88
Classification Total		8,671,519.00		19,173,569.92

SUMMARY

Description	Market Value	PCT of Total
CORPORATE BOND	14,355,744.52	11.98
LOCAL GOVERNMENT BOND	3,936,918.18	3.28
FIXED DEPOSIT	4,022,980.82	3.36
GOVERNMENT BOND	70,073,122.38	58.47
EQUITY	19,173,569.92	16.00
COLLECTIVE INVESTMENT SCHEME	6,621,955.00	5.52
CASH BALANCE	1,670,205.84	1.39
Grand Total (GHS)	119,854,496.66	100.00

Yours faithfully

 Beverly Frimpong
 Head, Financing and Securities Services, Ghana

Standard Chartered Bank Ghana PLC

 Head Office,
 87 Independence Avenue,
 P O Box 768, Accra – Ghana
 SC.com/gh

Tel 0302 610750 / 0302 633366

 Dr. Emmanuel Oteng Kumah (Chairman) · Mansa Nettey (Managing Director) · Kweku Nimfah-Essuman · Sheikh Jobe
 Prof. Akua Kuenyehia · Harriet-Ann O. Adesola · Ebenezer Twum Asante · Kwabena Nifa Aning · George Akello

PROXY FORM DATABANK BALANCED FUND PLC

I/We.....

of..... being a member/members of

Databank Balanced Fund PLC hereby appoint

.....
or, failing him the duly appointed Chairman of the meeting, as my/our proxy to vote for me/us on my/our behalf at the Annual General Meeting of the Fund to be held **virtually via Zoom on Tuesday, August 15, 2023 at 11:00 a.m. prompt** and any adjournment thereof.

I/We direct that my/our vote(s) be cast on the specified resolution as indicated by an X in the appropriate space.

RESOLUTIONS	FOR	AGAINST	ABSTAIN
Ordinary Business			
1. To adopt the Reports of the Directors, Auditors and the Financial Statements of the Fund for the year ended December 31, 2022.			
2. To re-elect the following Directors who are retiring by rotation:			
• Stephen Adei			
• Adelaide Ahwireng			
3. To approve Directors' fees.			
4. To confirm the Auditors' remuneration for the year ended December 31, 2022 and to authorise the Directors to fix the Auditors' remuneration for the year ending December 31, 2023.			

Signed this day of..... 2023

Signature

WIN... all year long



DATABANK LOYALTY PROGRAM



Find out more at bit.ly/databankloyalty

Mutual Funds | Pensions | Wealth Management | Institutional Funds | Corporate Finance | Securities Trading | Research



Download the
Databank Mobile App
App Store Google play



Databank
Leadership

0302 610610 | www.databankgroup.com

■ ■ **FOR MORE INFORMATION, CONTACT**
■ **DATABANK AT THE FOLLOWING ADDRESSES:**

HEAD OFFICE

Tel: 0302 610610
Email: info@databankgroup.com

SUNYANI

Tel: 0576 001533, 0577 704516
Email: sunyani@databankgroup.com

CAPE COAST

Tel: 0577 702016
Email: capecoast@databankgroup.com

TAKORADI

Tel: 0312 023628, 025465
Email: takoradi@databankgroup.com

HO

Tel: 0362 000071
Email: ho@databankgroup.com

TAMALE

Tel: 0577 802665, 0577 802666
Email: tamale@databankgroup.com

KOFORIDUA

Tel: 0342 031189, 0577 289123
Email: koforidua@databankgroup.com

TEMA

Tel: 0303 213240, 210050
Email: tema@databankgroup.com

KUMASI

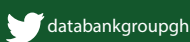
Tel: 0322 081483, 080077, 080078
Email: kumasi@databankgroup.com

WA

Tel: 0571 168365, 0571 168493
Email: wa@databankgroup.com

Partner locations (UBA branch)

- **KNUST:** 0276 138111



Databank is Ghana's leading investment bank and one of the first to emerge from West Africa. Established in 1990, Databank has been instrumental in the development of the Ghanaian capital market and has built a strong reputation for its pioneering works in the industry. Driven by the goal of helping Ghanaians achieve financial independence, Databank is committed to promoting financial literacy and offering a diverse range of investment products and services to suit the investment styles of different investors.



0577 289133

www.databankgroup.com